


Doyle Paddle Drag Conveyors

Paddle Drag Tail Section

Environmental Compliance



Quality chilled rim cast iron tail sprocket, either 11.70 or 13.79 pitch diameter.*

Outside mounted twin stainless take-ups. **You are sure of proper sprocket and chain alignment and easy, clean adjustments.**



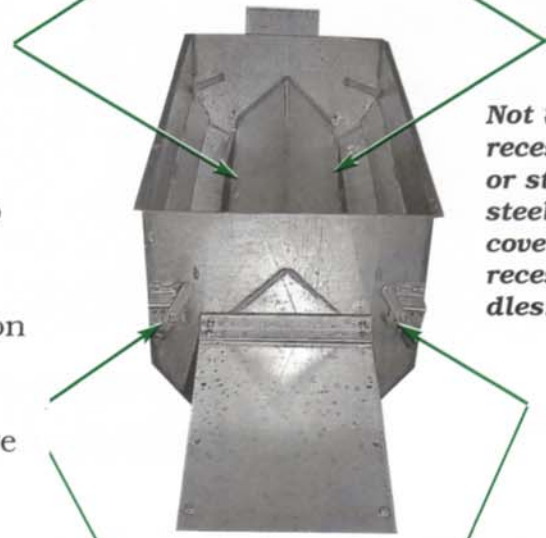
The Doyle Paddle Drag is totally sealed for clean fertilizer handling.*

Tail sprocket bearings: **Outside mounting means they are not operating in a dirty fertilizer environment, plus they are easier to get to and replace.**

*Covers removed in photos to show detail.

Adjustable Flow Bypass Inlet

Gates (shown mostly closed)




Not Shown, recessed grate or stainless steel hopper cover with recessed handles.

Easily Adjustable Gate Controls: Adjust left or right side independently with locking stainless steel handles. Allows for wide variety of flow rates.

Quality Drive Components

Quality TEFC Motor

Motor mount is made of stainless tubular steel. No bent sections or channel used. Motor mount bolts on for quick removal and access to drive sprocket.



Totally enclosed stainless steel belt guard.

Taper bore shaft mount reducer.

Doyle Equipment Mfg. Co., Inc.

P.O. Box 3024 • 3900 Broadway
Quincy, Illinois, USA 62305

217-222-1592, Fax 217-223-3655

E-mail: doyle@rnet.com • Website: www.doylemfg.com

